

Juvenile Offenders & Crime in Erie County

An Analysis of the Most Recent Arrest Data

January 1, 2005 – December 31, 2005



October 2006

Amy C. Eisert, M.S.
Assistant Director

This special report can be accessed at:
www.civicinstitute.org

Juvenile Offenders & Crime in Erie County

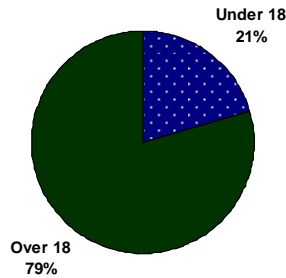
An Analysis of 2005 Arrest Data

I. Summary of 2005 Juvenile Arrest Data

In 2005, there were 11,787 arrests in Erie County. Of those arrests 2,432 (21%) were juveniles (see Figure 1). This is a 15% decrease in juvenile arrests from 2004 after three consecutive years of a steady increase and an all time low in juvenile arrests for the past 15 years (see Figure 2). Forty-two percent of all juvenile arrests were in Erie City. Nationally, in 2003, juveniles accounted for 16% of all arrests (Snyder, 2005).

Figure 1.

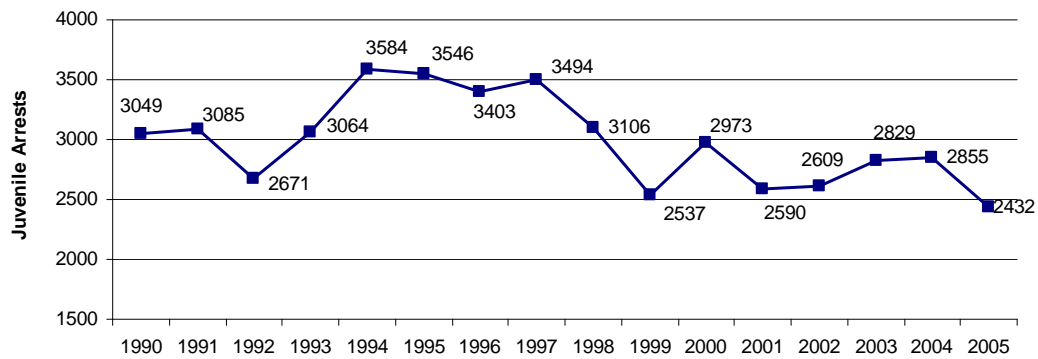
**Juvenile versus Adult Arrests
Erie County, 2005**



Source: Pennsylvania Uniform Crime Report Online Query System

Figure 2.

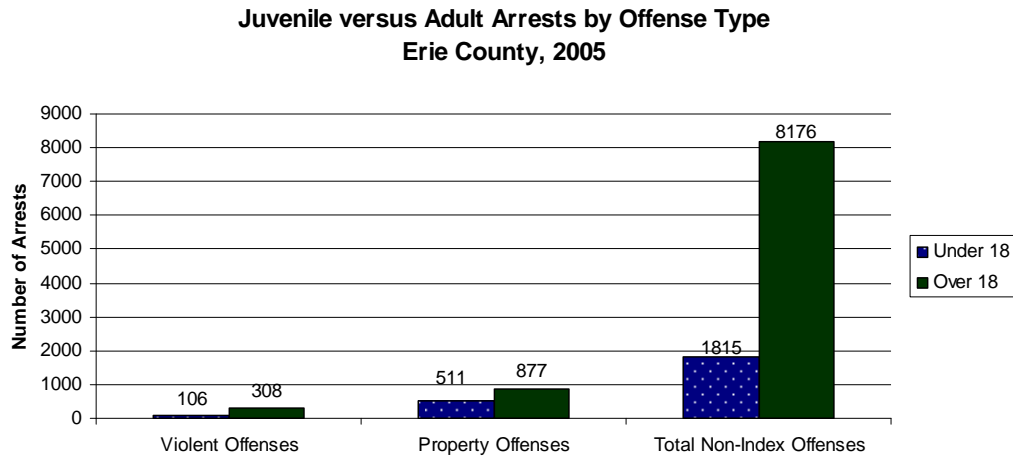
Total Juvenile Arrests for Erie County



Source: Pennsylvania Uniform Crime Report Online Query System

Of all juvenile arrests in Erie County, more than 75% were for less serious, non-index offenses, consisting primarily of disorderly conduct, liquor law violations, and minor assaults. In 2005, juveniles accounted for 26% of arrests for violent offenses (down from 35% in 2004), 37% of property offenses, and 18% of all non-index offenses (see Figure 3). Nationally in 2003, juveniles accounted for only 15% of all violent arrests, and juvenile arrests for violent and property index offenses reached their lowest point since the 1980s (Snyder, 2005).

Figure 3.

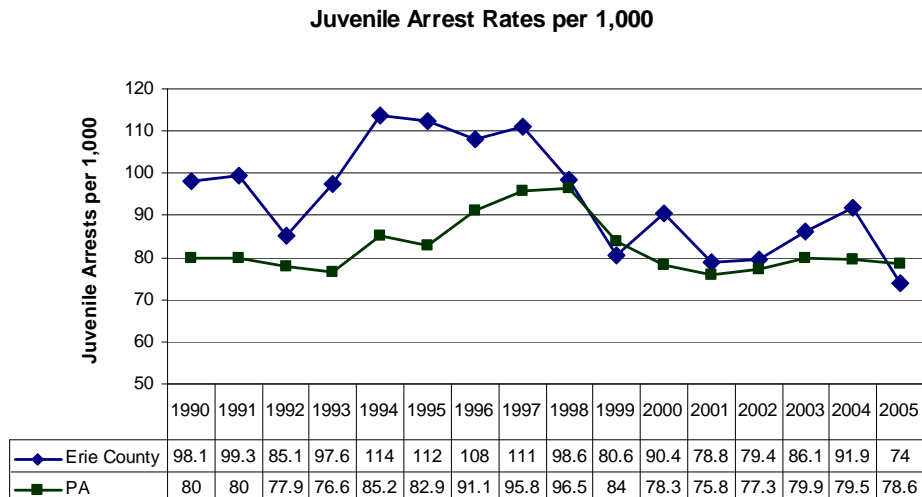


Source: Pennsylvania Uniform Crime Report Online Query System

II. Erie County versus Peer Counties & Pennsylvania

Pennsylvania and Erie County juvenile arrest rates declined in 2005; however, Erie County fell below the state rate for the first time since 1999 (see Figure 4).

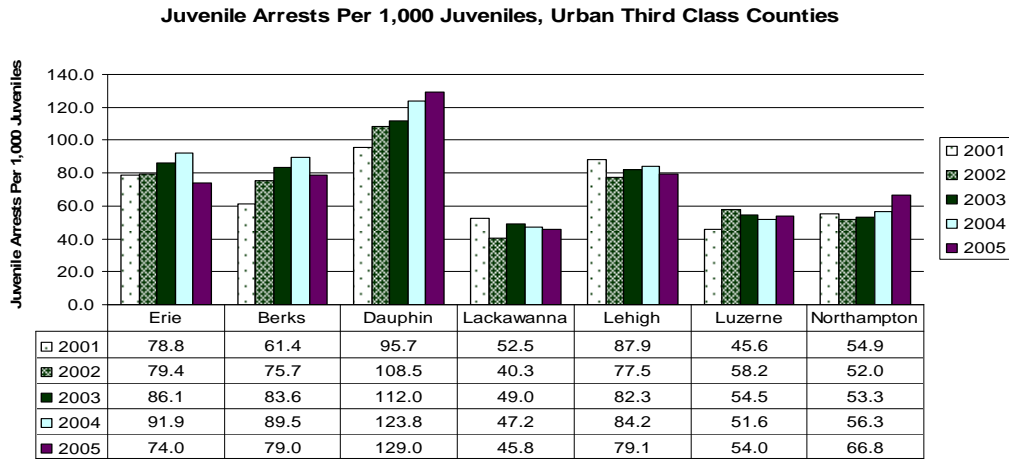
Figure 4.



Source: Pennsylvania Uniform Crime Report Online Query System

In comparison to other urban third class counties, Erie is the fourth highest county for juvenile arrest rates. Among the urban third class counties, Erie County experienced the largest rate decrease in total juvenile arrests from 2004 to 2005. Dauphin County maintains the highest juvenile arrest rate for urban third class counties and has continued to increase over the past four years (see Figure 5).

Figure 5.



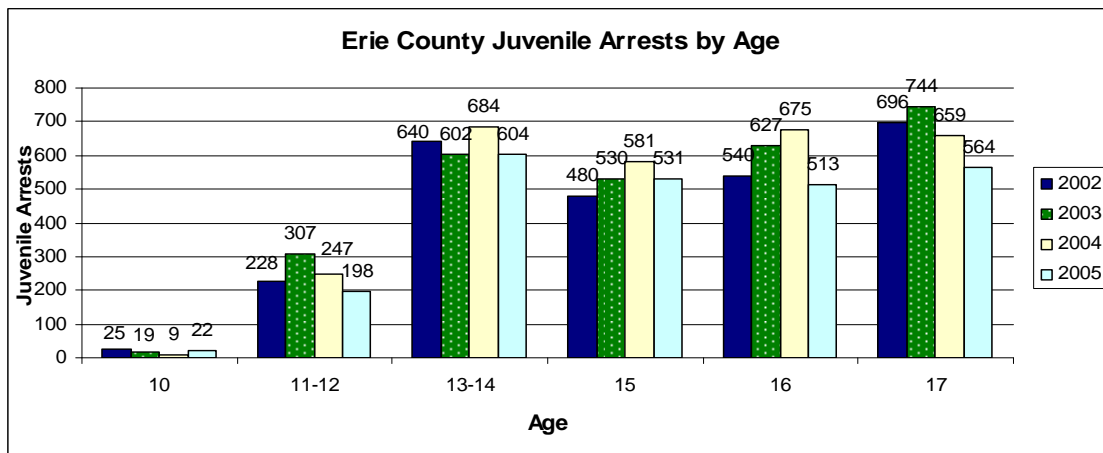
Source: Pennsylvania Uniform Crime Report Online Query System

III. Arrests by Offender

Age

In Erie County arrests for juveniles from 2004 to 2005 decreased among all age groups, with the exception of ten year olds which increased from nine to twenty-two arrests (see Figure 6). The most frequent age of arrest is the 13-14 year old age group

Figure 6.

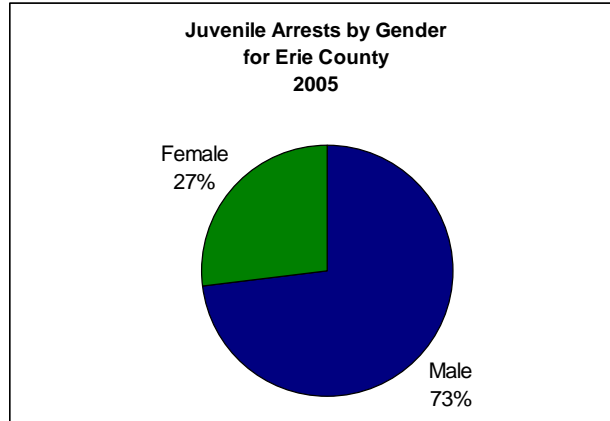


Source: Pennsylvania Uniform Crime Report Online Query System

Gender

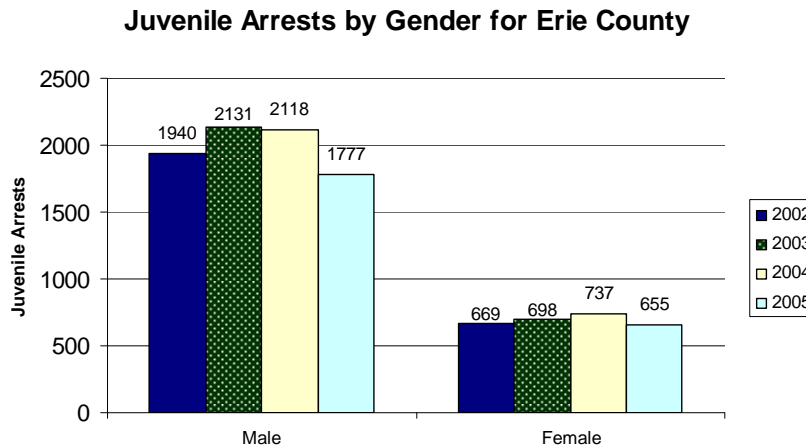
Females accounted for 27% of all juvenile arrests in 2005 in Erie County, a slight increase from 26% in 2004 (see Figure 7). Total arrests decreased for both males and females, males by 16% and females by 11% (see Figure 8). Nationally in 2003, females accounted for 29% of all juvenile arrests (Snyder, 2005).

Figure 7.



Source: Pennsylvania Uniform Crime Report Online Query System

Figure 8.



Source: Pennsylvania Uniform Crime Report Online Query System

Juvenile arrests decreased among both genders for violence, property, and other offenses during 2005. (see Figures 9 & 10).

Figure 9.

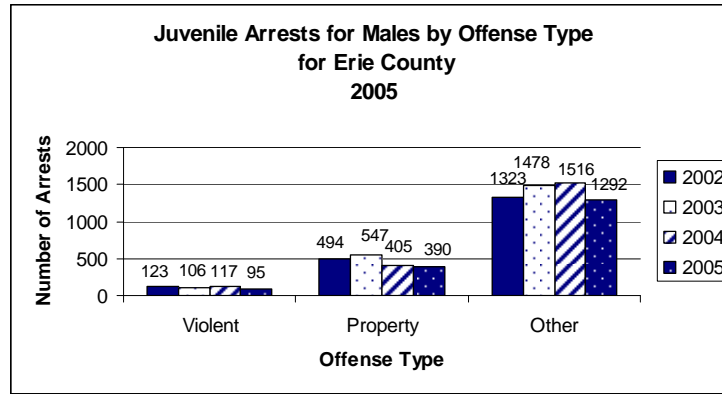
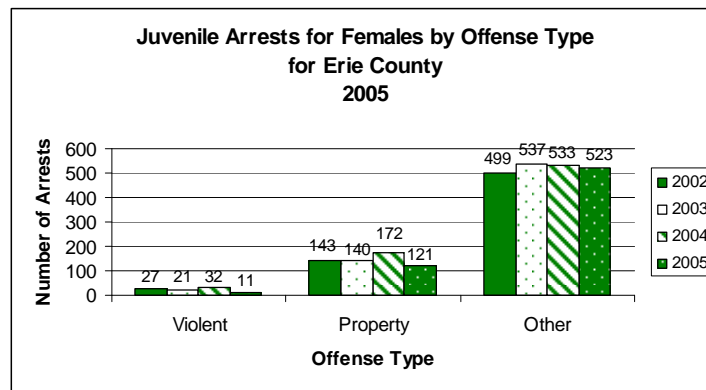


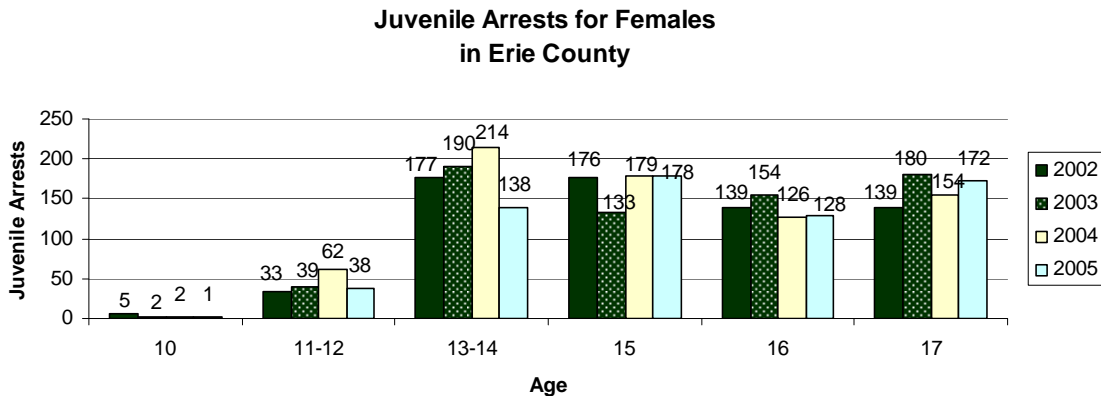
Figure 10.



Source: Pennsylvania Uniform Crime Report Online Query System

Despite the overall decrease in juvenile arrests for females, there were increases among the sixteen (1%) and seventeen (12%) year old age groups. The mode age group of juvenile arrests for females shifted to the 15 year old age group after being the 13-14 year old age group for the past three years (see Figure 11).

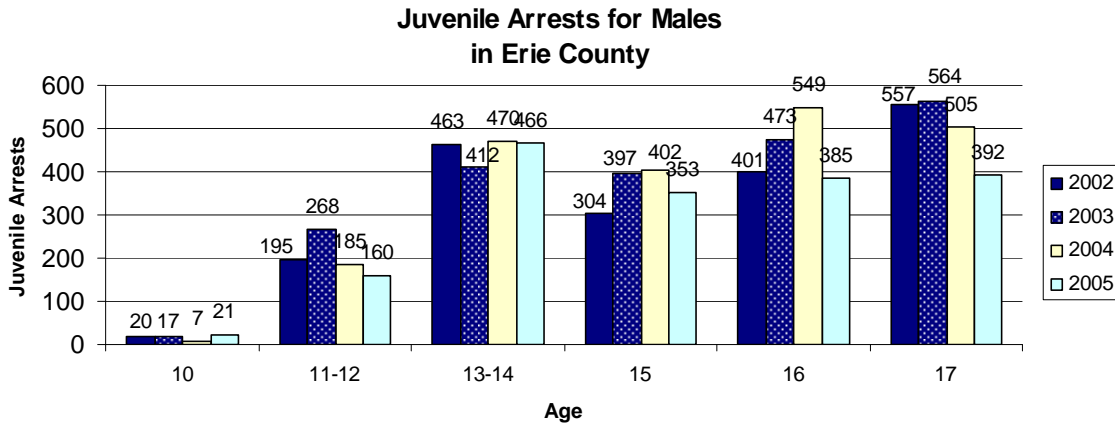
Figure 11.



Source: Pennsylvania Uniform Crime Report Online Query System

Juvenile arrests in all male age groups decreased in 2005 with the exception of 10 year olds, increasing from seven to twenty-one arrests from 2004 to 2005 (see Figure 12). The mode age of arrest for juvenile males shifted from 16 to 13-14 in 2005.

Figure 12.

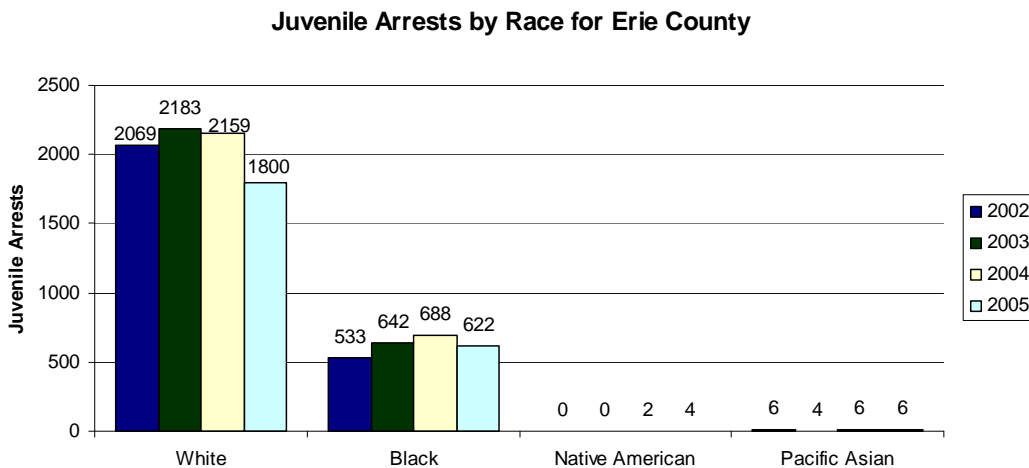


Source: Pennsylvania Uniform Crime Report Online Query System

Race

In Erie County, white juveniles between 10 and 17 years of age comprise 88% of the population of youth between 10 and 17 years of age and accounted for 74% of juvenile arrests in 2005 (see Figure 13). That is a rate of 7.4 arrests for every 100 white youth between 10 and 17 years of age. Black juveniles between the ages of 10 and 17 comprise 8% of that population in Erie County and account for 26% of juvenile arrests in 2005, up two percent from 2004. That is a rate of 24 arrests for every 100 black youth between 10 and 17 years of age. Therefore, black youth continue to be over-represented in juvenile arrests.

Figure 13.



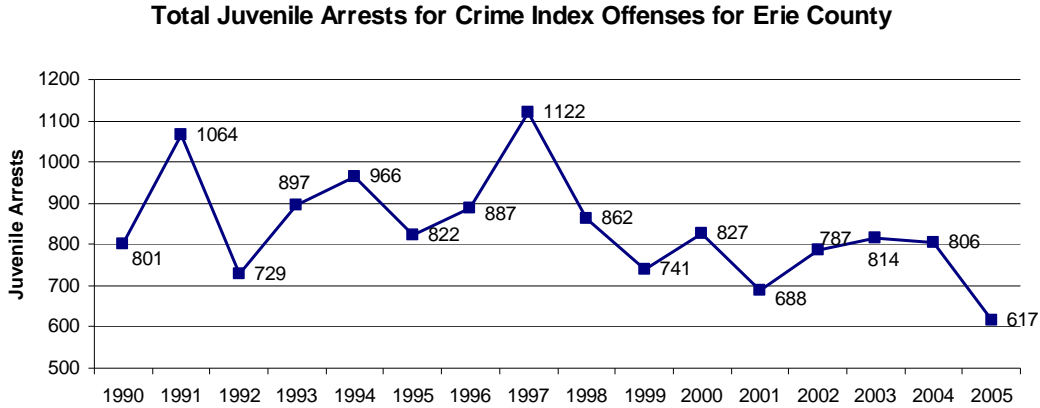
Source: Pennsylvania Uniform Crime Report Online Query System

IV. Arrests by Offense Type

Crime Index Offenses

Of the 2,432 juvenile arrests during 2005, 617 (25%) were for index offenses (see Figure 14). Index offenses include murder, manslaughter, forcible rape, robbery, aggravated assault, burglary, larceny-theft, motor vehicle theft, and arson. This is a 23% decrease from 2004.

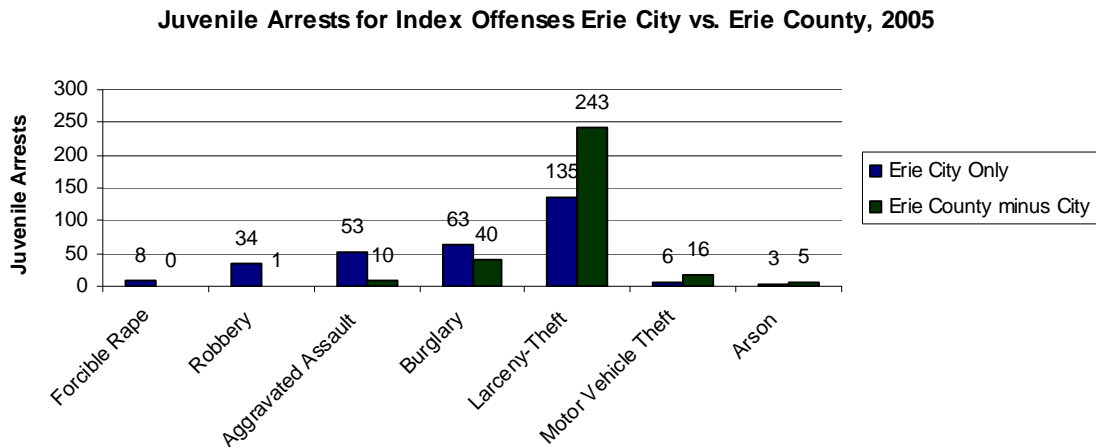
Figure 14.



Source: Pennsylvania Uniform Crime Report Online Query System

When separating Erie City from Erie County, 97% of juvenile arrests for robbery, 84% of arrests for aggravated assaults and 61% of juvenile arrests for burglary were in Erie City. Sixty-four percent of juvenile arrests for larceny/theft and 73% of juvenile arrests for motor vehicle thefts were in the county minus the city (see Figure 15).

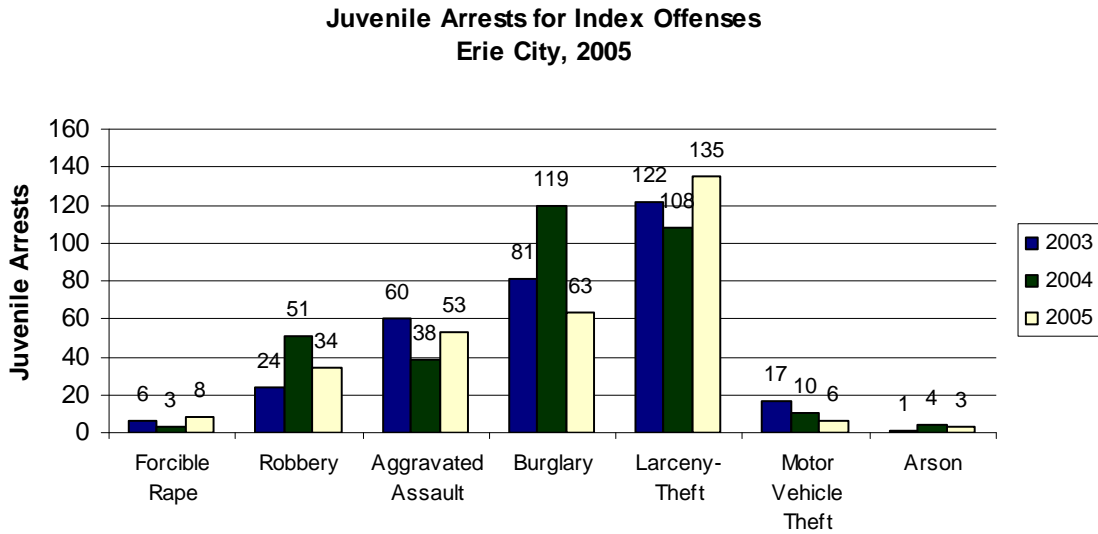
Figure 15.



Source: Pennsylvania Uniform Crime Report Online Query System

After a 113% increase in juvenile robbery arrests from 2003 to 2004, there was a 33% decrease in robbery arrests from 2004 to 2005 in Erie City. Juvenile arrests in Erie City for burglary decreased by 47% from 2004 to 2005 while aggravated assault arrests increased by 39% (see Figure 16).

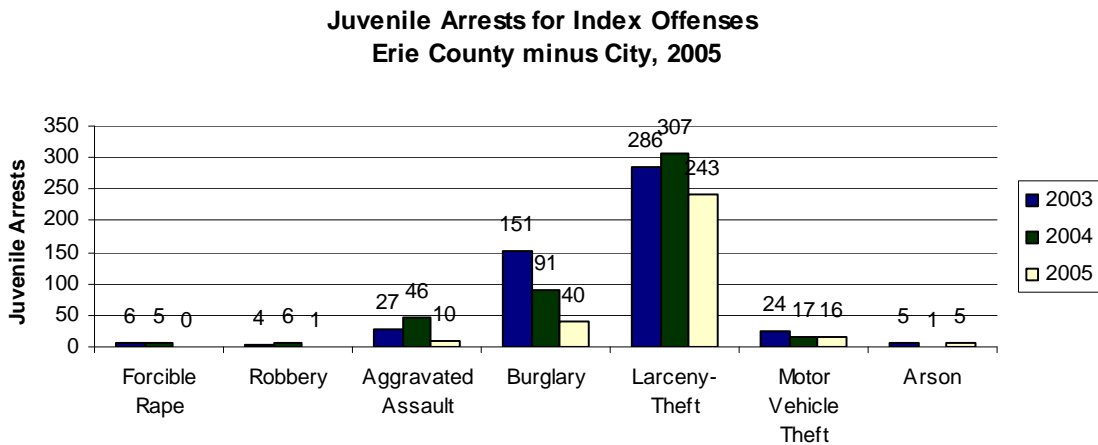
Figure 16.



Source: Pennsylvania Uniform Crime Report Online Query System

Juvenile arrests for all index offenses decreased in Erie County minus Erie City with a decrease in 78% arrests for aggravated assault and a 21% decrease in arrests for larceny/theft. There was a 56% decrease in juvenile arrests in Erie County minus Erie City for burglary, which is a 74% decrease since 2003 (see Figure 17).

Figure 17.

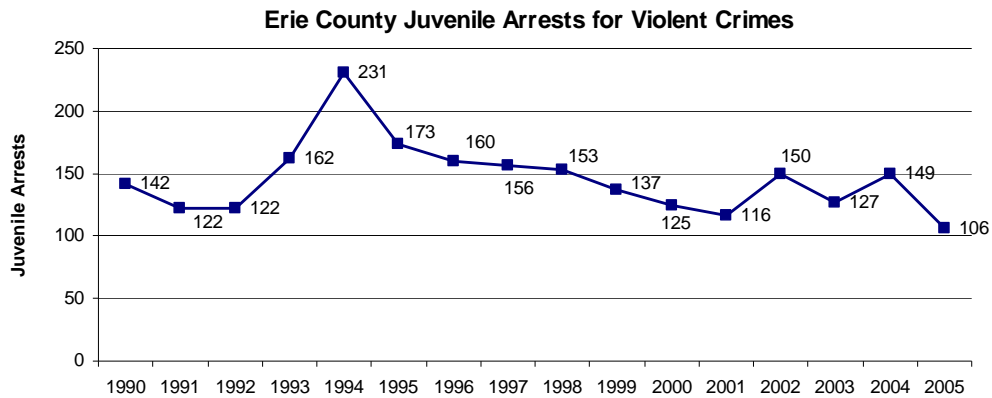


Source: Pennsylvania Uniform Crime Report Online Query System

Violent Offenses

Juvenile arrests for violent crimes, including murder, manslaughter, forcible rape, robbery, and aggravated assault, reached its lowest point in 15 years in 2005 with 106 arrests, accounting for only 4% of all juvenile arrests. Juvenile arrests for violent crimes had increased from 2003 to 2004 by 17%. Since 1994, the peak year, juvenile arrests for violent offenses have reduced by 54 (see Figure 18). Nationally, juvenile arrests for violent crime index offenses hit its lowest level since 1980, decreasing by 48% from the peak year of 1994 (Snyder, 2005).

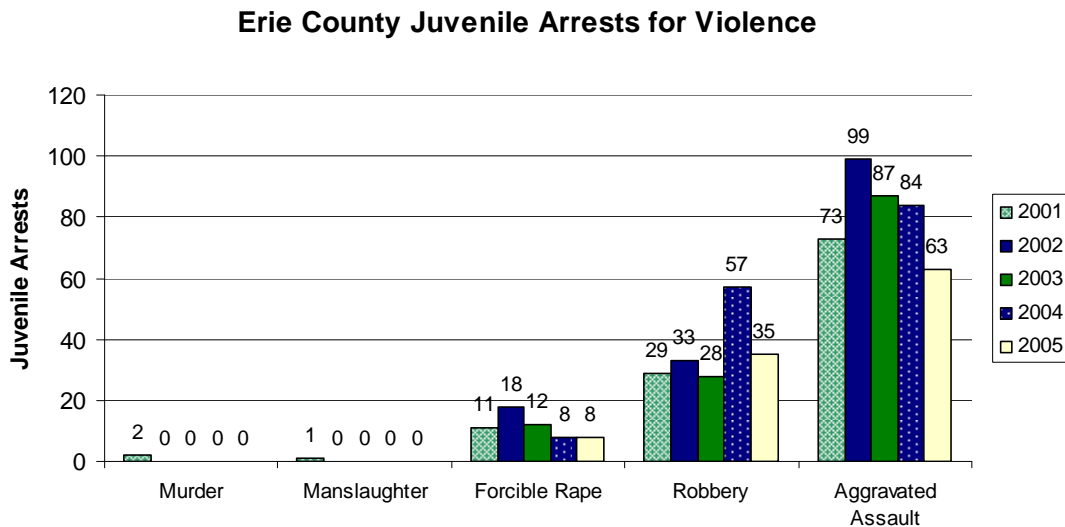
Figure 18.



Source: Pennsylvania Uniform Crime Report Online Query System

Juvenile arrests decreased in 2005 for violent offense categories, except for arrests for forcible rape which has remained the same (see Figure 19).

Figure 19.

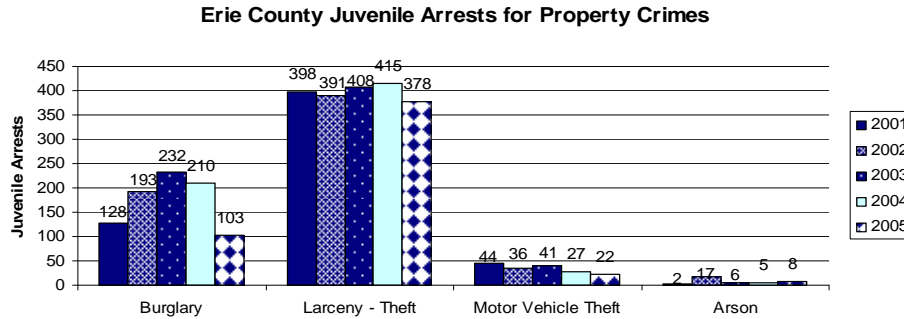


Source: Pennsylvania Uniform Crime Report Online Query System

Property Offenses

Juvenile arrests for property offenses accounted for 511 (21%) of all juvenile arrests in Erie County. Decreases were noted in most categories of property crimes with the exception of arson arrests. Most notable declines were for arrests in the offenses of burglary (51%) and larceny/theft (9%) (see Figure 20). Nationally, juvenile arrests for property index offenses reached its lowest level since the 1970s, decreasing by 46% from the peak year of 1994 (Snyder, 2005).

Figure 20.



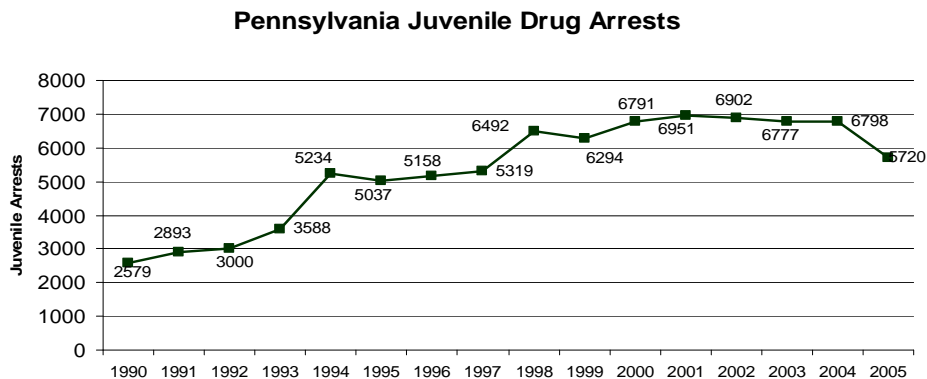
Source: Pennsylvania Uniform Crime Report Online Query System

V. Arrests for Non-Index Offenses

Drug Arrests

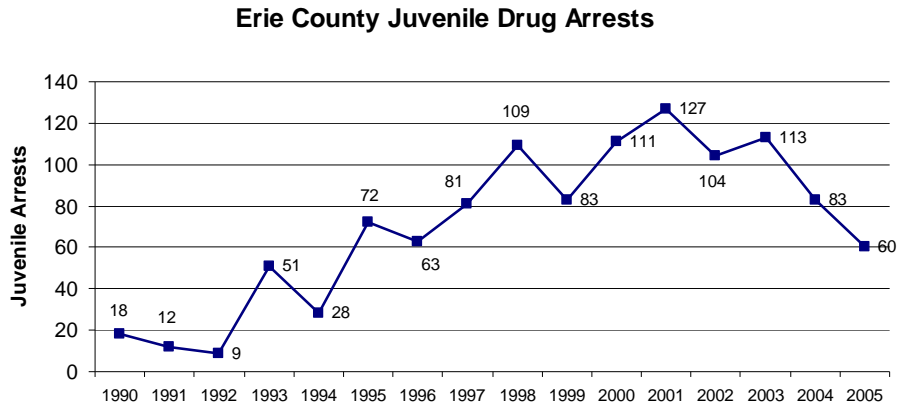
Arrests for drug offenses, including drug sales and possession, have been dramatically increasing nationally, statewide, and in Erie County since the 1990s. Statewide, juvenile drug arrests have leveled off over the past five years, experiencing a significant decrease (16%) from 2004 to 2005 (see Figure 21). In Erie County, there has also been a significant decline for the second year in a row for juvenile arrests for drug offenses decreasing 28% from 2004 to 2005 (see Figure 22). Forty percent of juvenile drug related offenses were in Erie City.

Figure 21.



Source: Pennsylvania Uniform Crime Report Online Query System

Figure 22.



Source: Pennsylvania Uniform Crime Report Online Query System

References

Pennsylvania Uniform Crime Report Online Query System.

Retrieved September 13, 2006 from: <http://ucr.psp.state.pa.us/UCR/ComMenuUI.asp>

Snyder, Howard. (August 2005). *Juvenile Arrests 2003*. Juvenile Justice Bulletin.

Retrieved August 26, 2005 from the National Criminal Justice Reference Service:

<http://www.ncjrs.org/pdffiles1/ojdp/204608.pdf>